

Losing My Religion

Mandolin Part

The image shows two systems of mandolin sheet music. Each system consists of a treble clef staff with a 4/4 time signature and a mandolin staff below it. The first system starts with a measure 1 and includes guitar chord diagrams for F, Dmadd11, and Am. The second system starts with a measure 5 and includes guitar chord diagrams for F, Dmadd11, and Am. The mandolin staff contains notes and fret numbers (5, 7, 5, 0, 3, (3), 5, 7, 5, 3, 3) with blue arrows indicating picking directions. A blue '+' and '-' sign are on the right side of the first system, and a blue '-' sign is on the right side of the second system.

Guitar chord diagram for G: 0 2 3 2 0 0. Fingering: - 1 3 2.

Oh

Guitar chord diagram for Am: 0 2 0 2 0 0. Fingering: 1 - - -.

life, it's bigger,

Guitar chord diagram for Em: 0 2 2 0 0 0. Fingering: - - - -.

It's bigger than you, And you are not me

Guitar chord diagram for Am: 0 2 0 2 0 0. Fingering: 1 - - -.

Guitar chord diagram for Am: 0 2 0 2 0 0. Fingering: 1 - - -.

The lengths that I will go to, The distance in your eyes

Guitar chord diagram for Em: 0 2 2 0 0 0. Fingering: - - - -.

Guitar chord diagram for Am: 0 2 0 2 0 0. Fingering: 1 - - -.

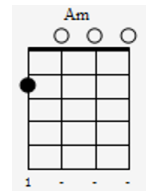
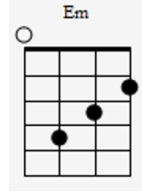
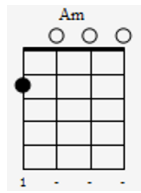
Guitar chord diagram for Em: 0 2 2 0 0 0. Fingering: - - - -.

Oh no, I've said too much,

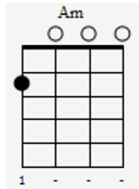
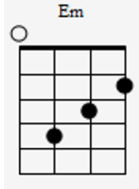
Guitar chord diagram for Dmadd11: 0 2 3 2 0 0. Fingering: - 2 1 -.

I set it up

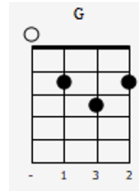
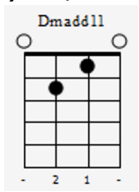
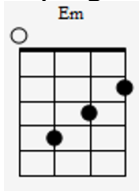
Guitar chord diagram for G: 0 2 3 2 0 0. Fingering: - 1 3 2.



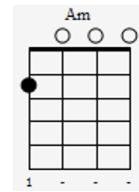
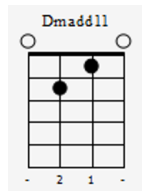
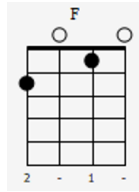
That's me in the corner, that's me in the spot- light Losing my religion



Trying to keep up with you, And I don't know if I can do it

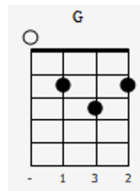
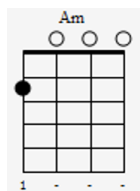
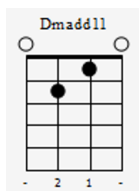
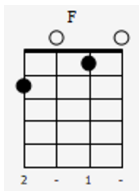


Oh no, I've said too much I haven't said enough

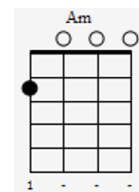
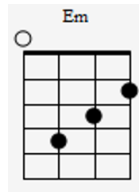
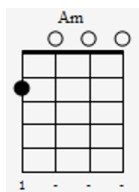


riff

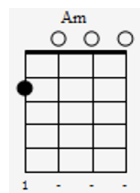
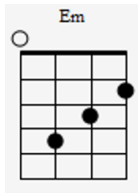
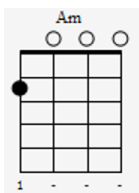
I thought that I heard you laughing, I thought that I heard you sing



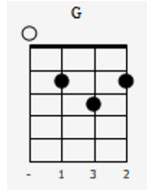
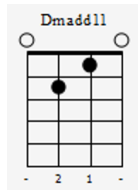
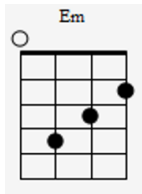
I think I thought I saw you try



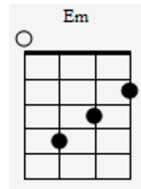
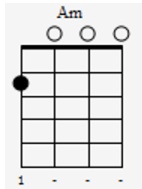
Every whisper,, Of every waking hour, I'm choosing my confessions



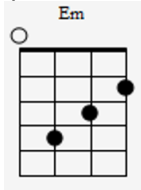
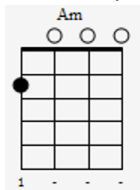
Trying to keep an eye on you, Like a hurt, lost and blinded fool, fool



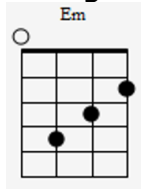
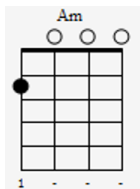
Oh no, I've said too much I set it up



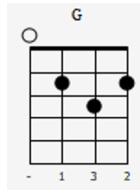
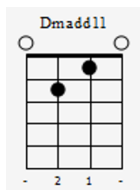
Consider this, consider this, the hint of the cent-ur-y



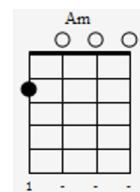
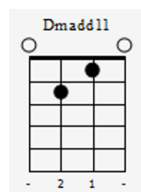
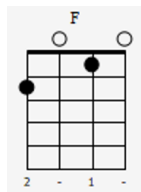
Consider this, the slip, That brought me to my knees, failed



What if all these fantasies come, flailing around

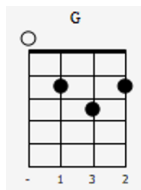
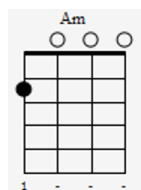
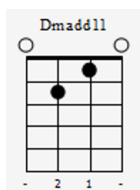
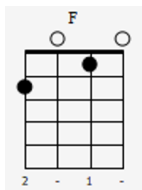


Now I've said too much

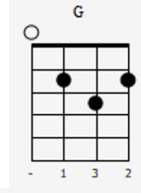
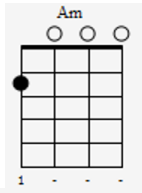


riff

I thought that I heard you laughing, I thought that I heard you sing

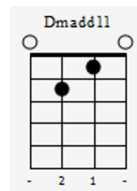
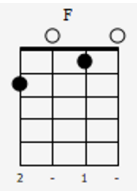


I think I thought I saw you try



9 10

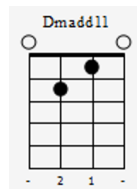
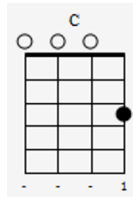
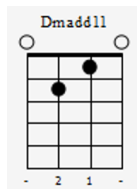
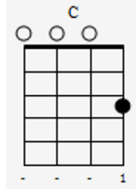
7 7 7 5 5 5 5 5 3 3 3 0 0 0 0 0



9 10

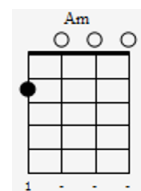
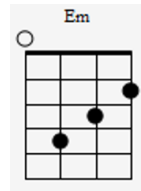
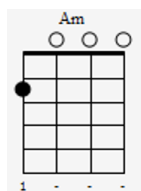
7 7 7 5 5 5 5 5 3 3 3 0 0 0 0 0

(Keep this riff going)

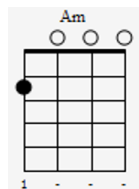
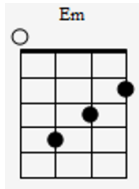


But that was just a dream

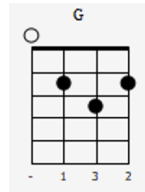
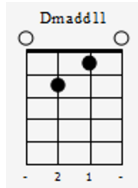
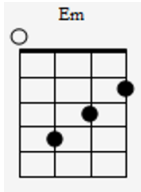
That was just a dream



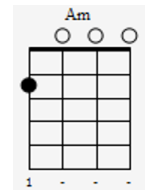
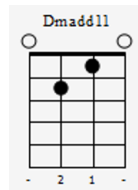
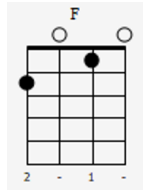
That's me in the corner, that's me in the spot- light Losing my religion



Trying to keep up with you, And I don't know if I can do it

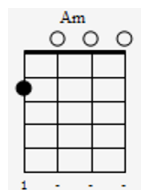
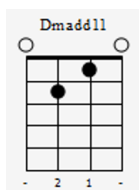
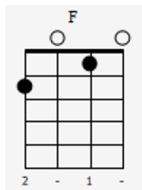


Oh no, I've said too much I haven't said enough

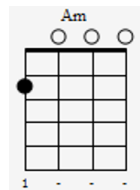
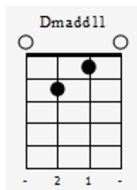
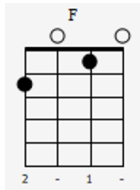


riff

I thought that I heard you laughing, I thought that I heard you sing

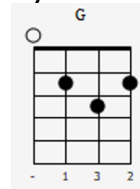
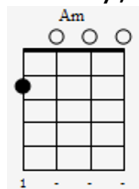
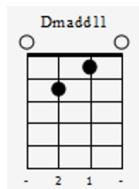
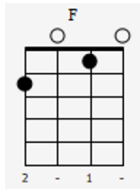


I think I thought I saw you try



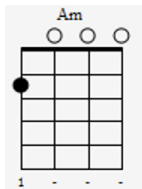
riff

But that was just a dream, cry, why try



riff

That was just a dream Just a dream Just a dream, dream



slow

11

7 0 7 0 7 0 7 0 7 0 7 0 7 0

13

7 5 3 0 5 3 0 3

14

0

T
B

Detailed description: This image shows a snippet of musical notation for guitar, consisting of two measures. The first measure, labeled '13', contains a descending eighth-note scale: G4 (fret 7), F4 (fret 5), E4 (fret 3), and D4 (open string, fret 0). The second measure, labeled '14', contains an ascending eighth-note scale: D4 (open string, fret 0), E4 (fret 3), F4 (fret 5), and G4 (fret 3). The notes are beamed together. Below the staff, the fret numbers are indicated: 7, 5, 3, 0 for the first measure, and 5, 3, 0, 3 for the second measure. A final measure with a single note (fret 0) is also shown. The notation includes a treble clef and a 'TAB' label.