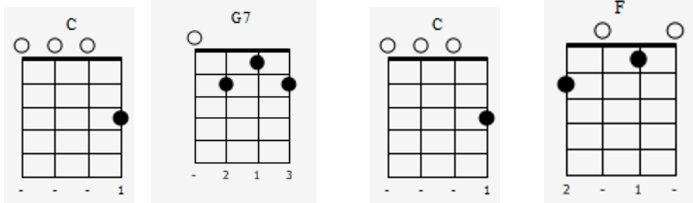
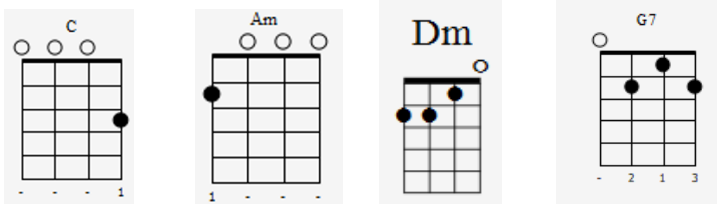


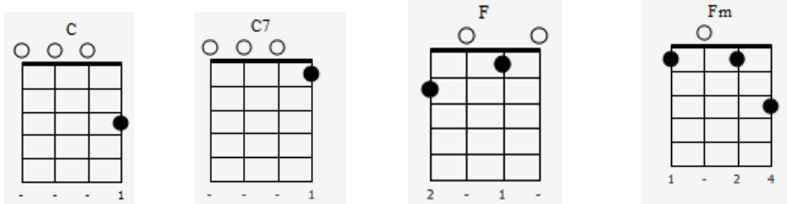
# Edelweiss



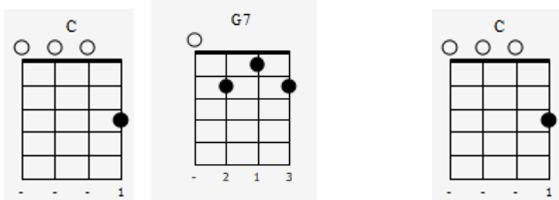
Edel- weiss, edel- weiss,



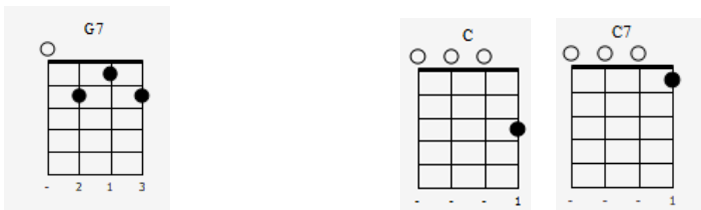
every morning you greet me



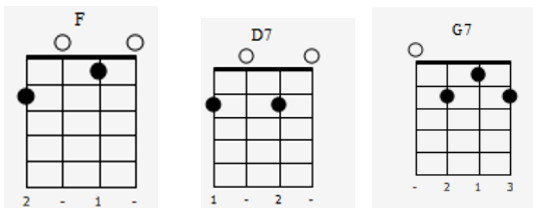
Small and white, clean and bright



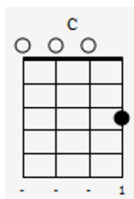
You look happy to meet me



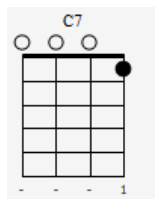
Blossom of snow, may you bloom and grow



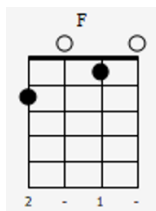
Bloom and grow forever



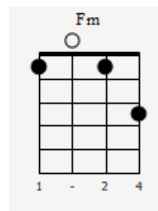
Edel



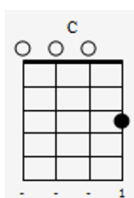
weiss,



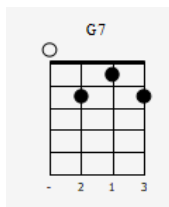
edel



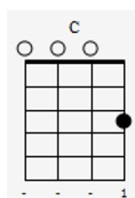
weiss,



bless my



home-land



forever

### Melody

Chord diagrams for C, G7, C, and F are shown above the first four measures of the melody. The melody is written in 3/4 time on a treble clef staff. The bass line is shown on a bass clef staff with fret numbers.

Measure 1: C chord. Melody: quarter note G4. Bass: 0.

Measure 2: G7 chord. Melody: quarter note B4. Bass: 3.

Measure 3: C chord. Melody: quarter note C5. Bass: 5.

Measure 4: F chord. Melody: quarter note D5. Bass: 3.

Chord diagrams for C, Am, Dm, and G7 are shown above the next four measures of the melody. The melody continues on the treble clef staff. The bass line continues on the bass clef staff with fret numbers.

Measure 5: C chord. Melody: quarter note E5. Bass: 0.

Measure 6: Am chord. Melody: quarter note F5. Bass: 0.

Measure 7: Dm chord. Melody: quarter note G5. Bass: 1.

Measure 8: G7 chord. Melody: quarter note A5. Bass: 2.

9 10 11 12

0 3 5 3 3 1

13 14 15 16

0 3 3 0 2 3 3

G7

C

C7

Blossom of snow, may you bloom and grow

F

D7

G7

Bloom and grow

forever

C

G7

C

Fm

Edel

weiss,

edel

weiss,

C

G7

C

bless my

home-land

forever