

When Im Sixty Four chords

(Musical notation: Treble clef, 4/4 time signature, notes: C4, D4, E4, F4, G4, A4, B4, C5, G4, F4, E4, D4, C4)
 Chord diagrams: C (000033), G (020332), C (000033)
 Ukulele tablature: 0 3 0 3 0 | 3 0 3 3 5 | 7 5 3 5 3 5 | 3 3 0

[Verse 1]

C

G

When I get older losing my hair, Many years from now

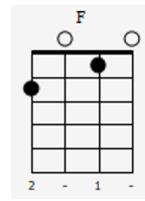
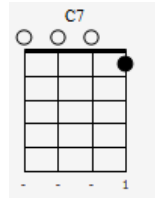
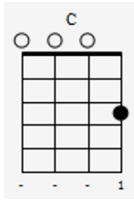
(Musical notation: Treble clef, notes: C5, D5, E5, F5, G5, A5, B5, C6)
 Ukulele tablature: 3 0 2 0 3

G7

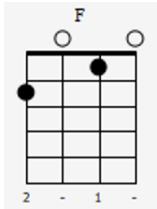
Will you still be sending me a Valentine.

G **C**
 Birthday greetings bo ttle of wine.

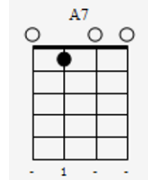
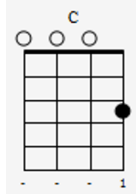
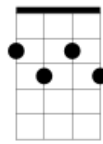
(Musical notation: Treble clef, notes: C5, D5, E5, F5, G5, A5, B5, C6)
 Ukulele tablature: 3 2 1 0 / 4 3 2 0



If I'd been out till quarter to three, would you lock the door.



F#dim

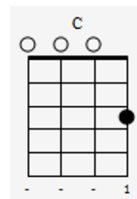
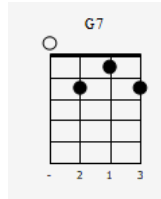
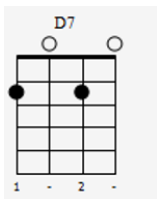


Will you still

need me,

will you still

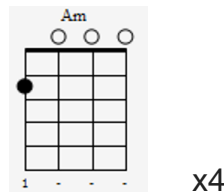
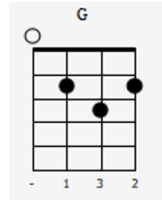
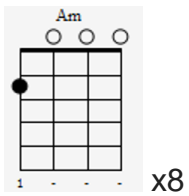
feed me,



When i'm

sixty-

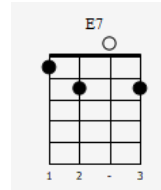
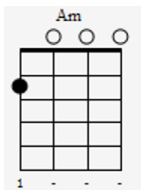
four.



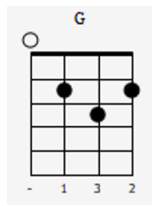
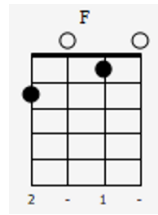
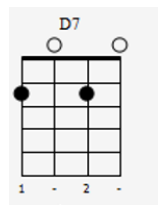
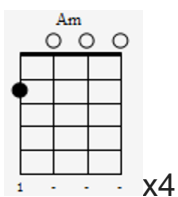
x8

x4

x4

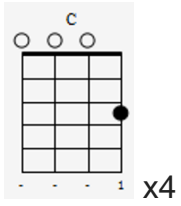


You'll be older too,

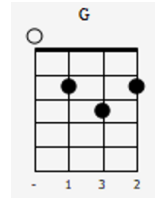
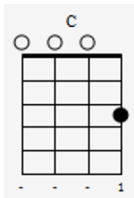


x4

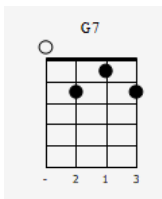
And if you say the word, I could stay with



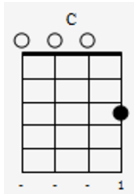
you.



I could be handy, mending a fuse, When your lights have gone.



You can knit a sweater by the fireside Sunday morning



go for a ride,

Doing the garden, digging the weeds, who could ask for more.

Will you still need me, will you still feed me,

When i'm sixty-four.

Every summer we can rent a cottage, In the Isle of Wight, if it's not too dear

We shall scrimp and save

Grandchildren on your knee Vera

Chuck and Dave

Musical notation for measures 13-15. Measure 13: Treble clef, C4 quarter note, G4 quarter note, F4 quarter note, E4 quarter note. Bass clef: A2, B2, X, <7>, X, X. Measure 14: Treble clef, G4 quarter note, A4 quarter note, B4 quarter note, C5 quarter note. Bass clef: <7>, 0, 7, 5, 8. Measure 15: Treble clef, C5 quarter note, B4 quarter note, A4 quarter note, G4 quarter note. Bass clef: 0, 7, 5, 8.

Guitar chord diagram for C major: C, O, O, O, -1.

Guitar chord diagram for G major: O, 1, 3, 2.

Send me a postcard, drop me a line, Stating point of view.

Musical notation for measures 5-6. Measure 5: Treble clef, C4 quarter note, D4 quarter note, E4 quarter note, F4 quarter note, G4 quarter note. Bass clef: 3, 0, 2, 0, 3. Measure 6: Treble clef, G4 quarter note, F4 quarter note, E4 quarter note, D4 quarter note, C4 quarter note. Bass clef: 3, 0, 2, 0, 3.

Guitar chord diagram for G7: O, 2, 1, 3.

Guitar chord diagram for C major: C, O, O, O, -1.

Indicate precisely what you mean to say, Yours sincerely, Wasting Away.

Guitar chord diagram for C major: C, O, O, O, -1.

Guitar chord diagram for C7: C, O, O, O, -1.

Guitar chord diagram for F major: F, O, O, -2, -1, -.

Give me your answer, fill in a form, mine for ever more

Guitar chord diagram for F major: F, O, O, -2, -1, -.

F#dim

Guitar chord diagram for F#dim: F#, O, O, -2, -1, -.

Guitar chord diagram for C major: C, O, O, O, -1.

Guitar chord diagram for A7: A, O, O, -1, -1, -.

Will you still need me, will you still feed me,

